



[Home](#)[Validate](#)

| General information about company  |                       |
|--|-----------------------|
| Scrip code   | 532658                |
| NSE Symbol   | EON                   |
| MSEI Symbol  |                       |
| ISIN   | INE076H01025          |
| Name of the company  | Eon Electric Limited  |
| Whether company is SME   | No                    |
| Class of Security  | Equity Shares         |
| Type of report   | Quarterly             |
| Quarter Ended / Half year ended/Date of Report (For Prelisting / Allotment)                | 30-09-2018            |
| Date of allotment / extinguishment (in case Capital Restructuring selected) / Listing Date |                       |
| Shareholding pattern filed under   | Regulation 31 (1) (b) |



[Home](#)[Validate](#)


| Sr. No. | Particular   | Yes/No | Promoter and Promoter Group | Public shareholder | Non Promoter- Non Public |
|---------|--|--------|-----------------------------|--------------------|--------------------------|
| 1       | Whether the Listed Entity has issued any partly paid up shares?                        | No     | No                          | No                 | No                       |
| 2       | Whether the Listed Entity has issued any Convertible Securities ?                      | No     | No                          | No                 | No                       |
| 3       | Whether the Listed Entity has issued any Warrants ?                                    | No     | No                          | No                 | No                       |
| 4       | Whether the Listed Entity has any shares against which depository receipts are issued? | No     | No                          | No                 | No                       |
| 5       | Whether the Listed Entity has any shares in locked-in?                                 | Yes    | Yes                         | No                 | No                       |
| 6       | Whether any shares held by promoters are pledge or otherwise encumbered?               | Yes    | Yes                         |                    |                          |
| 7       | Whether company has equity shares with differential voting rights?                     | No     | No                          | No                 | No                       |




st

Note: Data will be automatically populated from a shareholding pattern sheet - Data Entry Restricted in this sheet

| Category (I) | Category of shareholder (II)   | No. of shares held (III) | No. of fully paid up equity shares held (IV) | No. of Partly paid-up equity shares held (V) | No. of shares underlying Depository Receipts (VI) | Total nos. shares held (VII) = (IV)+(V)+(VI) | Shareholding as a % of total no. of shares (calculated as per SCRR, 1957) (VIII) As a % of (A+B+C) | Number of Voting Rights in each class of securities (X) |           |       |                         | No. of Shares Underlying Outstanding convertible securities (XI) | No. of Shares Underlying Outstanding Warrants (IX) | No. of Shares Underlying Outstanding convertible securities and No. of Warrants (XII) (a) | Shareholding, as a % assuming full conversion of convertible securities (as a percentage of diluted share capital) (XII) = (VII)+(X) As a % of (A+B+C2) | Number of Locked In shares (XIII) |                                 | Number of Shares pledged or otherwise encumbered (XIII) |                                 | Number of equity shares held in dematerialized form (XIV) |
|--------------|--------------------------------|--------------------------|--|--|---|--|--|---|-----------|-------|-------------------------|--|--|---|---|-----------------------------------|---------------------------------|---|---------------------------------|---|
|              |                                |                          |  |  |   |  |  | No. of Voting Rights                                    |           |       | Total as a % of (A+B+C) |  |  |   |   | No. (a)                           | As a % of total Shares held (b) | No. (x)   | As a % of total Shares held (b) |   |
|              |                                |                          |  |  |   |  |  | Class (a)   | Class (b) | Total |                         |  |  |   |   |                                   |                                 |   |                                 |   |
| (A)          | Promoter & Promoter Group      | 1                        | 10437123                                     |  |   | 10437123                                     | 63.75  | 3,06,37,129.00  |           |       |                         |  |  | 63.75   | 5862177   | 34.68                             | 4098030                         | 24.25   | 10437123                        |   |
| (B)          | Public                         | 37698                    | 6465343                                      |  |   | 6465343                                      | 38.25  | 8455380.00  |           |       |                         |  |  | 38.25   |   |                                   |                                 |   | 5823664                         |   |
| (C1)         | Non Promoter - For Public      |                          |  |  |   |  |  |   |           |       |                         |  |  |   |   |                                   |                                 |   |                                 |   |
|              | Shares underlying DRs          |                          |  |  |   |  |  |   |           |       |                         |  |  |   |   |                                   |                                 |   |                                 |   |
| (C2)         | Shares held by Employee Trusts |                          |  |  |   |  |  |   |           |       |                         |  |  |   |   |                                   |                                 |   |                                 |   |
|              | <b>Total</b>                   | <b>37706</b>             | <b>18902466</b>                              |  |   | <b>18902466</b>                              | <b>100.00</b>  | <b>18902466.00</b>                                      |           |       |                         |  |  | <b>100.00</b>   | <b>5862177</b>  | <b>34.68</b>                      | <b>4098030</b>                  | <b>24.25</b>  | <b>16260787</b>                 |   |



| Sr.   | Category & Name of the Shareholders (i)  | Nos. Of shareholders (ii) | No. of Fully paid up equity shares held (iv) | No. Of Partly paid-up equity shares held (v) | No. Of shares underlying Depository Receipts (vi) | Total nos. shares held [(ii)+(v)+(vi)] (vii) | Shareholding as a % of total no. of shares (calculated as per SCRR, 1957. [(vii)/(A+B+C)] As a % of (A+B+C) | Number of Voting Rights held in each class of securities(x) |           |          |                                     | No. Of Shares Underlying Outstanding convertible securities (ix) | No. of Shares Underlying Outstanding Warrants (xi) | No. Of Shares Underlying Outstanding convertible securities and No. Of Warrants (ix) (a) | Shareholding, as a % assuming full conversion of convertible securities (as a percentage of diluted share capital) [(ix)+(xii)/(A+B+C)] As a % of (A+B+C) | Number of Locked In shares (xii) |                                 | Number of Shares pledged or otherwise encumbered (xiii) |                                 | Number of equity shares held in dematerialised form (xiv) |
|---|--|---------------------------|--|--|---|--|---|---|-----------|----------|-------------------------------------|--|--|--|---|----------------------------------|---------------------------------|---|---------------------------------|---|
|   |  |                           |  |  |   |  |   | No of Voting (X) Rights                                     |           |          | Total as a % of Total Voting rights |  |  |  |   | No. (a)                          | As a % of total Shares held (b) | No. (a)   | As a % of total Shares held (b) |   |
|   |  |                           |  |  |   |  |   | Class wt: X   | Class eqy | Total    |                                     |  |  |  |   |                                  |                                 |   |                                 |   |
| <b>Table III: Statement showing shareholding pattern of the Promoter and Promoter Group</b>   |  |                           |  |  |   |  |   |   |           |          |                                     |  |  |  |   |                                  |                                 |   |                                 |   |
| <b>(A) Promoter</b>   |  |                           |  |  |   |  |   |   |           |          |                                     |  |  |  |   |                                  |                                 |   |                                 |   |
| (a)   | Individuals (including undivided family)   | 5                         | 2330990                                      |  |   | 2330990                                      | 33.79   | 2330990.00  |           | 2330990  | 33.79                               |  |  | 0.00   |   |                                  |                                 |   | 2330990                         |   |
| (b)   | Central Government/ State Government(s)  |                           |  |  |   |  |   |   |           |          |                                     |  |  |  |   |                                  |                                 |   |                                 |   |
| (c)   | Financial Institutions/ Banks  |                           |  |  |   |  |   |   |           |          |                                     |  |  |  |   |                                  |                                 |   |                                 |   |
| (d)   | Any Other (Specify)  | 2                         | 8106433                                      |  |   | 8106433                                      | 47.96   | 8106433.00  |           | 8106433  | 47.96                               |  |  |  |   |                                  |                                 |   | 8106433                         |   |
|   | Sub-Total (A)(i)   | 7                         | 10437123                                     |  |   | 10437123                                     | 61.75   | 10437123.00   |           | 10437123 | 61.75                               |  |  |  |   |                                  |                                 |   | 10437123                        |   |
| <b>(B) Foreign</b>  |  |                           |  |  |   |  |   |   |           |          |                                     |  |  |  |   |                                  |                                 |   |                                 |   |
| (a)   | Individuals (Non-Resident Individuals/ Foreign Individuals)                                  |                           |  |  |   |  |   |   |           |          |                                     |  |  |  |   |                                  |                                 |   |                                 |   |
| (b)   | Government   |                           |  |  |   |  |   |   |           |          |                                     |  |  |  |   |                                  |                                 |   |                                 |   |
| (c)   | Institutions   |                           |  |  |   |  |   |   |           |          |                                     |  |  |  |   |                                  |                                 |   |                                 |   |
| (d)   | Foreign Portfolio Investor   |                           |  |  |   |  |   |   |           |          |                                     |  |  |  |   |                                  |                                 |   |                                 |   |
| (e)   | Any Other (Specify)  |                           |  |  |   |  |   |   |           |          |                                     |  |  |  |   |                                  |                                 |   |                                 |   |
|   | Sub-Total (B)(i)   |                           |  |  |   |  |   |   |           |          |                                     |  |  |  |   |                                  |                                 |   |                                 |   |
|   | Total Shareholding of Promoter- and Promoter Group (A)+(B) (ii)+(A)(i)+(B)(i)                | 7                         | 10437123                                     |  |   | 10437123                                     | 61.75   | 10437123.00   |           | 10437123 | 61.75                               |  |  |  |   |                                  |                                 |   | 10437123                        |   |
| <b>Details of Shares which remain unclaimed for Promoter &amp; Promoter Group</b>   |  |                           |  |  |   |  |   |   |           |          |                                     |  |  |  |   |                                  |                                 |   |                                 |   |
| <b>Table IV: Statement showing shareholding pattern of the Promoter and Promoter Group (Continued)</b>                                      |  |                           |  |  |   |  |   |   |           |          |                                     |  |  |  |   |                                  |                                 |   |                                 |   |
| <b>(C) Public</b>   |  |                           |  |  |   |  |   |   |           |          |                                     |  |  |  |   |                                  |                                 |   |                                 |   |
| (a)   | Mutual Funds   |                           |  |  |   |  |   |   |           |          |                                     |  |  |  |   |                                  |                                 |   |                                 |   |
| (b)   | Venture Capital Funds  |                           |  |  |   |  |   |   |           |          |                                     |  |  |  |   |                                  |                                 |   |                                 |   |
| (c)   | Alternate Investment Funds   |                           |  |  |   |  |   |   |           |          |                                     |  |  |  |   |                                  |                                 |   |                                 |   |
| (d)   | Foreign Venture Capital Investors  |                           |  |  |   |  |   |   |           |          |                                     |  |  |  |   |                                  |                                 |   |                                 |   |
| (e)   | Foreign Portfolio Investors  |                           |  |  |   |  |   |   |           |          |                                     |  |  |  |   |                                  |                                 |   |                                 |   |
| (f)   | Financial Institutions/ Banks  |                           |  |  |   |  |   |   |           |          |                                     |  |  |  |   |                                  |                                 |   |                                 |   |
| (g)   | Insurance Companies  |                           |  |  |   |  |   |   |           |          |                                     |  |  |  |   |                                  |                                 |   |                                 |   |
| (h)   | Provident Funds/ Pension Funds   |                           |  |  |   |  |   |   |           |          |                                     |  |  |  |   |                                  |                                 |   |                                 |   |
| (i)   | Any Other (Specify)  |                           |  |  |   |  |   |   |           |          |                                     |  |  |  |   |                                  |                                 |   |                                 |   |
|   | Sub-Total (C)(i)   |                           |  |  |   |  |   |   |           |          |                                     |  |  |  |   |                                  |                                 |   |                                 |   |
| (2)   | Central Government/ State Government(s)/ President of India                                  |                           |  |  |   |  |   |   |           |          |                                     |  |  |  |   |                                  |                                 |   |                                 |   |
|   | Sub-Total (C)(ii)  |                           |  |  |   |  |   |   |           |          |                                     |  |  |  |   |                                  |                                 |   |                                 |   |
| <b>(D) Non-Individuals</b>  |  |                           |  |  |   |  |   |   |           |          |                                     |  |  |  |   |                                  |                                 |   |                                 |   |
| (a)   | Individuals - Individual shareholders holding nominal share capital up to Rs. 2 lakhs        | 17185                     | 4969483                                      |  |   | 4969483                                      | 29.26   | 4969483.00  |           | 4969483  | 29.26                               |  |  |  |   |                                  |                                 |   | 4329104                         |   |
| (b)   | Individuals - Individual shareholders holding nominal share capital in excess of Rs. 2 lakhs | 8                         | 696444                                       |  |   | 696444                                       | 4.12  | 696444.00   |           | 696444   | 4.12                                |  |  |  |   |                                  |                                 |   | 696444                          |   |
| (c)   | NBFCs registered with RBI  |                           |  |  |   |  |   |   |           |          |                                     |  |  |  |   |                                  |                                 |   |                                 |   |
| (d)   | Employee Trusts  |                           |  |  |   |  |   |   |           |          |                                     |  |  |  |   |                                  |                                 |   |                                 |   |
| (e)   | Overseas Depositories (holding DRs) (Balance Sheet)  |                           |  |  |   |  |   |   |           |          |                                     |  |  |  |   |                                  |                                 |   |                                 |   |
| (f)   | Any Other (Specify)  | 505                       | 799416                                       |  |   | 799416                                       | 4.73  | 799416.00   |           | 799416   | 4.73                                |  |  |  |   |                                  |                                 |   | 799416                          |   |
|   | Sub-Total (D)(i)   | 17698                     | 6465343                                      |  |   | 6465343                                      | 38.25   | 6465343.00  |           | 6465343  | 38.25                               |  |  |  |   |                                  |                                 |   | 5823654                         |   |
|   | Total Public Shareholding (C)+(D) (ii)+(D)(i)+(D)(ii)  | 17698                     | 6465343                                      |  |   | 6465343                                      | 38.25   | 6465343.00  |           | 6465343  | 38.25                               |  |  |  |   |                                  |                                 |   | 5823654                         |   |
| <b>Details of the shareholders active as persons in Contact for Public</b>  |  |                           |  |  |   |  |   |   |           |          |                                     |  |  |  |   |                                  |                                 |   |                                 |   |
| <b>Details of Shares which remain unclaimed for Public</b>  |  |                           |  |  |   |  |   |   |           |          |                                     |  |  |  |   |                                  |                                 |   |                                 |   |
| <b>Table V: Statement showing shareholding pattern of the Non-Promoter Non-Public Shareholder</b>   |  |                           |  |  |   |  |   |   |           |          |                                     |  |  |  |   |                                  |                                 |   |                                 |   |
| (1)   | Resident Non-Individuals (other than Depository Receipts)                                    |                           |  |  |   |  |   |   |           |          |                                     |  |  |  |   |                                  |                                 |   |                                 |   |
| (2)   | Non-Resident Non-Individuals (other than Depository Receipts)                                |                           |  |  |   |  |   |   |           |          |                                     |  |  |  |   |                                  |                                 |   |                                 |   |
|   | Total Non-Promoter- Non Public Shareholding (C)+(D)+(E) (ii)+(C)(i)+(C)(ii)                  |                           |  |  |   |  |   |   |           |          |                                     |  |  |  |   |                                  |                                 |   |                                 |   |
|   | Total (A+B+C)  | 17705                     | 16902466                                     |  |   | 16902466                                     | 100.00  | 16902466.00   |           | 16902466 | 100.00                              |  |  |  |   |                                  |                                 |   | 16260787                        |   |
|   | Total (A+B+C)  | 17705                     | 16902466                                     |  |   | 16902466                                     | 100.00  | 16902466.00   |           | 16902466 | 100.00                              |  |  |  |   |                                  |                                 |   | 16260787                        |   |
| Disclosure of notes on shareholding pattern <input type="button" value="Add Notes"/>  |  |                           |  |  |   |  |   |   |           |          |                                     |  |  |  |   |                                  |                                 |   |                                 |   |
| Disclosure of notes in case of promoter holding in dematerialised form is less than 100 percentage <input type="button" value="Add Notes"/> |  |                           |  |  |   |  |   |   |           |          |                                     |  |  |  |   |                                  |                                 |   |                                 |   |
| Disclosure of notes in case of public share holding is less than 25 percentage <input type="button" value="Add Notes"/>                     |  |                           |  |  |   |  |   |   |           |          |                                     |  |  |  |   |                                  |                                 |   |                                 |   |



| Scrip/No.  | Category                  | Category / More than 1 percentage | Name of the Shareholders (I) | PAN (II) | No. of the Shareholders (I) | No. of fully paid up equity shares held (VI) | Total nos. shares held (VII) = (VI)+(V) | Shareholding as a % of total no. of shares (calculated as per SCRR, 1957) As a % of (A+B+C) | Number of Voting Rights held in each class of securities |           | Shareholding, as a % assuming full conversion of convertible securities (as a percentage of diluted share capital) (B)* = (VI)/(C) As a % of (A+B+C) | Number of equity shares held in dematerialized form (DIV) | Reason for not providing PAN |
|--|---------------------------|-----------------------------------|------------------------------|----------|-----------------------------|--|---|---|--|-----------|--|---|------------------------------|
|  |                           |                                   |                              |          |                             |  |   |   | No of Voting Rights                                      | Total     |  |   |                              |
| B3(a) Any Other (Specify)  |                           |                                   |                              |          |                             |  |   |   |  |           |  |   |                              |
| <input type="checkbox"/> Shareholder <input type="checkbox"/> Debenture Holder |                           |                                   |                              |          |                             |  |   |   |  |           |  |   |                              |
| 1  | Bodies Corporate          | Category                          |                              |          | 399                         | 491470                                       | 491470                                  | 2.51  | 491470   | 491470    | 2.51   | 490670  |                              |
| 2  | Clearing Members          | Category                          |                              |          | 47                          | 40226  | 40226                                   | 0.24  | 40226  | 40226     | 0.24   | 40226   |                              |
| 3  | Non-Resident Indian (NRI) | Category                          |                              |          | 197                         | 266268                                       | 266268                                  | 1.58  | 266268   | 266268    | 1.58   | 265768  |                              |
| 4  | Trusts                    | Category                          |                              |          | 2                           | 1452   | 1452                                    | 0.01  | 1452   | 1452      | 0.01   | 1452  |                              |
| Click here to go back to top   |                           |                                   |                              |          | 508                         | 799416                                       | 799416                                  | 4.74  | 799416.00  | 799416.00 | 4.74   | 798116  |                              |

